




Frontline: Central

Start a New Form

Something NEW!

Open [Frontline Central](#) to submit the **Resignation – Retirement form**

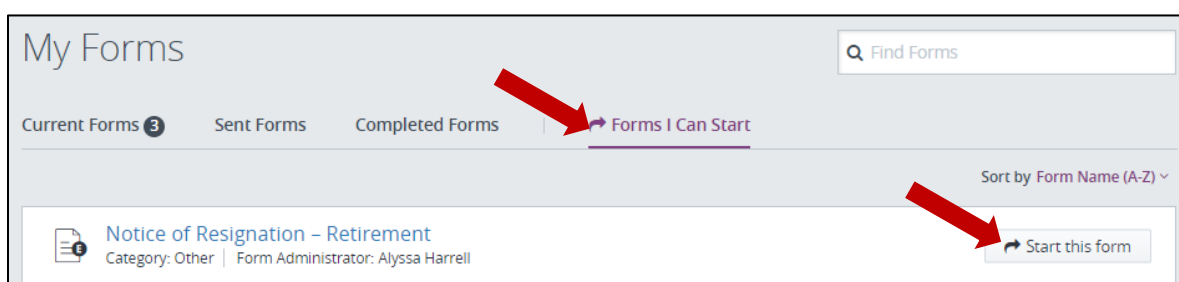
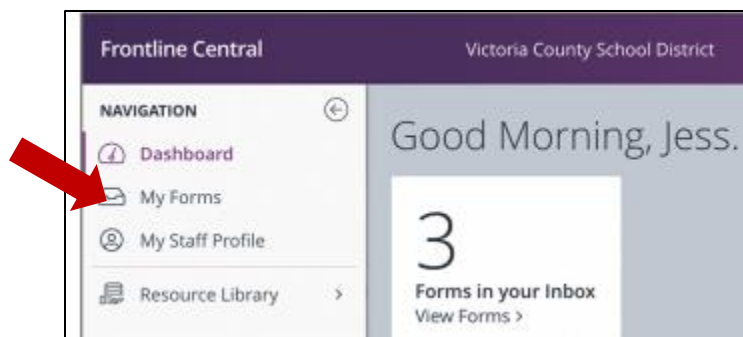
Frontline Education is available in the Managed bookmarks in Google Chrome or use the link <https://login.frontlineeducation.com/sso/everettsd>



Where do I begin as a new Frontline Central user?

With your Frontline Central account you can manage your emergency contact, submit available forms, and review your employee record. Please reference the additional resource video's and QuickStart Guide below for more information.

Submit the Notice of Resignation – Retirement form from your My Forms section under "Forms I Can Start" then "Start this form"





Frontline: Central

Start a New Form

Additional resources

Before selecting any of the training links below, open Frontline in Google Chrome through the Managed Bookmarks or <https://login.frontlineeducation.com/sso/everettsd>

★ [Employee QuickStart Guide](#)

[Accessing and Completing a Form](#)

[Employee Help on Frontline Central](#)

[Getting Started for Employees \[Video\]](#) (Start video at 1 min)

["My Forms" Walkthrough \[Video\]](#) (2 min video)
